




## CABLE HANGERS: TAPPED/CRIMP TYPE

SINGLE




TAPPED CABLE HANGER	
CATALOG NO.	CABLE DIA. (INCHES) FROM - TO
1020	.305 - .371
1040	.375 - .531
1051	.531 - .680
1026	.437 - .750
1027	.680 - .900
1030	.750 - 1.000
1031	.900 - 1.224

FOUR STACKED



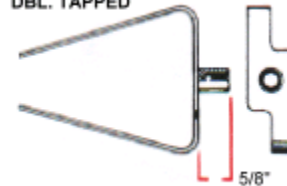
TAPPED CABLE HANGER	
CATALOG NO.	CABLE DIA. (INCHES)
1181	.531

DOUBLE



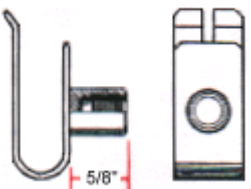
TAPPED CABLE HANGER	
CATALOG NO.	CABLE DIA. (INCHES) FROM - TO
2001	.305 - .371
1052	.375 - .531
1162	.531 - .680
2002	.437 - .750
2003	.680 - .900
2004	.750 - 1.000
2005	1.000 - 1.224

FOUR-STACKED DBL. TAPPED



TAPPED CABLE HANGER	
CATALOG NO.	CABLE DIA. (INCHES)
1041	.500
1042	1.000
1043	.750
1044	1.224
1045	.680

TRIPLE



TAPPED CABLE HANGER	
CATALOG NO.	CABLE DIA. (INCHES)
1170	.531
1171	.325 to .371

### FASTENING A TAPPED CABLE HANGER IS EASY

- Weld a standard 3/8" or M10 diameter weld stud.
- Spin desired cable hanger onto the weld stud.
- Attach cables either by: crimping or banding to hanger.

*Crimp, Plate and Tubular Cable Hangers are available in 316SS*

*Note: All cable hangers are tapped 3/8-16" or M10*

[www.sunbeltstudwelding.com](http://www.sunbeltstudwelding.com)

Sunbelt Stud Welding, Inc  
6381 Windfern Road  
Houston, Texas 77040-4915



1-800-462-9353  
713-939-8903  
fax 713-939-9013