




# *Master Catalog*



*Product Specifications and Application Guide*



## TERMS AND CONDITIONS OF SALE

**TERMS:** F.O.B. shipping point unless otherwise specifically provided. Payment of invoices is NET 30 DAYS and no cash discounts are allowed unless otherwise specifically provided.

**QUOTATIONS:** Stenographic and clerical errors subject to correction. All quotations, unless otherwise stated, are for immediate acceptance. Until Seller accepts an order, quoted prices are subject to change without notice.

**CHANGE OF PRICE:** Goods will be billed at prices prevailing at time of shipment and Buyer agrees to pay Seller at the billed prices.

**CREDIT:** Accounts will be opened only with firms or individuals with approved credit. The Seller reserves the privilege of declining to make deliveries except for cash or sight draft whenever, for any reason, doubt of the Buyer's responsibility develops.

**CANCELLATION:** Orders may be canceled or deliveries deferred only upon the condition that the Buyer assume immediate liability and make payment to the Seller for all work complete at the unit price; raw material, unamortized tooling, engineering charges incurred on the basis of cost to the Seller plus handling and overhead charges. All cancellation charges shall be determined at the time of cancellation or deferment.

**QUANTITIES:** Except where otherwise specifically provided, quotations are based on Buyer accepting over-run or under-run on each individual item not exceeding 10% of the quantities ordered. Where closer quantity control is required, special arrangements must be made. Quantities stated by Seller are normally determined by weight or machine count.

**DELIVERIES:** The Seller does not assume the responsibility for any damage growing out of or owing to any delays which are beyond his control.

**RETURNS:** No material may be returned without first obtaining written permission from Seller's office. Authorized returns will be subject to a minimum 15% restocking charge.

**LIMITED WARRANTY:** Sunbelt's only warranty is that goods being sold will be free from defects in workmanship and material. This warranty is expressly in lieu of other warranties, expressed or implied and whether statutory or otherwise, including any implied warranty of merchantability or fitness for a particular purpose. Sunbelt's liability for breach of warranty shall arise only upon return of defective goods at Buyer's expense after notice to Sunbelt of the claimed breach, and shall be limited to furnishing a like quantity of such goods free from such defects or at Sunbelt's option to refunding the purchase price, providing; however, that Sunbelt will not accept receipt of equipment returned unless Buyer has previously afforded Sunbelt's personnel a reasonable opportunity to inspect and repair equipment at Buyer's facility or such other location as is mutually agreeable. Notice to Sunbelt of claimed defects must be made within 90 days of receipt of equipment and 10 days after receipt of other goods. Sunbelt shall never be liable for any consequential damages.

**CLAIMS:** If the Buyer claims that the material received is not as ordered, he must notify Seller within ten (10) days of receipt of shipment. If such claim that material furnished is not as ordered is sustained to the satisfaction of both parties, the Seller shall repair, replace, credit or complete the order within the limitation of "QUANTITIES". Under no circumstances will the Seller be liable for damages or any claims for expense involved in using its products. Seller will not allow claims for defective goods on those parts further processed by the Buyer and resulting in change of either dimensions or characteristics from parts as ordered.

**TOLERANCES:** Unless otherwise specified, all tolerances and dimensions will be to standard of Seller.

**SHIPMENT:** In ordering, Buyer should explicitly state the method of shipment preferred and in the absence of such shipping directions, the Seller will use his discretion in employing the method of shipment for the material ordered. Insured shipments will be insured at the Buyer's expense, unless otherwise specified. Shipments are made at Buyer's risk and expense. Claims for losses incurred in shipments shall be made by the Buyer against carrier. Seller will assist Buyer in preparation and prosecution of claim in every practicable way.

**TAXES:** Any sales tax now in force or any tax, impost, levy, duty or other charge hereafter imposed by any Government or other authority upon the productions, use or sale of any goods ordered hereunder or upon the materials, methods or machines for producing the same and any increase in cost to the Seller in manufacturing, processing or delivering any goods sold hereunder, resulting directly from Government supervision, regulation or control, now or hereafter prescribed by law or in force, and affecting Seller's performance of its obligations hereunder, shall be added to the purchase price as herein noted or any revisions thereof, and shall be paid by Buyer.

**PATENTS:** It is not the intention of the Seller to manufacture or sell any product which, or the use of which, infringes on any patent and it is understood that the Seller will be promptly notified by the Buyer if the product on which he is quoting or offering for sale, or the use thereof, infringes on any patent. If such infringement exists, the Seller reserves the right to withdraw the quotation, and if the Seller is not given the notice specified herein, Seller will not be obligated in any way to indemnify the Buyer for any losses or damages incurred because of such patent infringements.


**AGREEMENT:** All orders placed by Buyer with Seller are accepted subject to those terms and conditions of sale. No terms, conditions or warranties other than those stated herein, and no arrangement or understanding, oral or written, in any way purporting to modify these terms of conditions, whether contained in the Buyer's purchase or shipping release forms, or elsewhere, shall be binding on Seller unless hereafter made in writing and signed by its authorized representative. All proposals, negotiations and representations made prior, and with reference hereto, are merged herein.

[www.sunbeltstudwelding.com](http://www.sunbeltstudwelding.com)

**Sunbelt Stud Welding, Inc.**  
**6381 Windfern Road**  
**Houston, Texas 77040-4915**



**1-800-462-9353**  
**713-939-8903**  
**fax 713-939-9013**



## **ABOUT SUNBELT STUD WELDING**

**Sunbelt Stud Welding, Inc.** located in Houston, Texas, manufactures and distributes a complete line of stud welding products. Since 1980, we have been committed to providing our customers with quality products, on-time deliveries and service that is second to none. Our customers are located across the United States and throughout the world, and we ship our products from facilities coast-to-coast.

**SUNBELT** stocks many standard sizes of weld studs, cable hangers, parts, accessories, new equipment and rental equipment. In addition, we also repair all brands of stud welding equipment.

Our Customer Service and Technical Service Representatives have more than one hundred years of combined experience in stud welding. We are here to assist you with any of your stud welding requirements. Give us a call and see what a difference our personalized, professional service will do for you!



[www.sunbeltstudwelding.com](http://www.sunbeltstudwelding.com)

**Sunbelt Stud Welding, Inc.**  
6381 Windfern Road  
Houston, Texas 77040-4915



**1-800-462-9353**  
**713-939-8903**  
**fax 713-939-9013**



**HOW TO USE  
THIS CATALOG**

This **SUNBELT Master Catalog** has been organized to provide you with quick access to basic information on our products. The following information will assist you in better utilizing this catalog.

<b>PRODUCT DESCRIPTION</b>	When specifying or ordering the product description should be as follows: <b>product code, size, and material, (special notes)</b> . Further information regarding special product description formats can be obtained upon request.
<b>PRODUCT CODE</b>	The first set of (1-3) letters represents the <b>Product Section</b> in this catalog where the product can be found. These are first letter abbreviations of the product section name. <b>WP</b> – Weld Pins <b>CHP</b> – Cup Head Pins <b>WCN</b> – Washers, Caps & Nuts The second set of (2-6) letters represents the first letter abbreviations of the <b>product name</b> . <b>WP CD</b> : Capacitor Discharge <b>WP PP</b> : Power Point
<b>TABLE OF CONTENTS</b>	The products are listed in the <b>Table of Contents</b> by section and product name. The product code appears to the left of the name and the page number to the right. The page numbers are listed by section, page 4-7 being page 7 of section 4.
<b>NOT AN “IN-STOCK” LIST</b>	This catalog provides specifications and application information on standard products. <b>This catalog does not represent a stock list.</b> Product availability information can be obtained through Customer Service.
<b>NOTE ON LENGTHS</b>	The fastener lengths (usually shown as “L”) represented in this catalog are before weld (BW) sizes. In many cases, the length of the welded part will be slightly shorter.
<b>FOR FURTHER INFORMATION</b>	Contact Customer Service at: <b>Sunbelt Stud Welding, Inc.</b> 6381 Windfern Road Houston, TX 77040 <b>1-800-462-9353</b> toll free or <b>713-939-8903</b> local

[www.sunbeltstudwelding.com](http://www.sunbeltstudwelding.com)

**Sunbelt Stud Welding, Inc.**  
6381 Windfern Road  
Houston, Texas 77040-4915



**1-800-462-9353**  
**713-939-8903**  
**fax 713-939-9013**



# TABLE OF CONTENTS

<b>SECTION 1 - WELD PINS</b>		
<b>CODE</b>	<b>PRODUCT NAME</b>	<b>SECTION – PAGE #</b>
-	Intro to Weld Pins	1-1
-	Weld Pin Application	1-2
WP CD	CD Weld Pins	1-3
WP DP	Double Pointed Arc	1-4
WP SF	“Sure- Fire” CD	1-5
WP CT	Conical Tip	1-6
<b>SECTION 2 - CUP HEAD PINS</b>		
<b>CODE</b>	<b>PRODUCT NAME</b>	<b>SECTION – PAGE #</b>
-	Intro to Cup Head Pins	2-1
-	Cup Head Pin Application	2-2
CHP	Cup Head Pin (CD)	2-3
CHP CS-9	CS-10 Cup Head Pin	2-4
<b>SECTION 3 - WASHERS, CAPS AND NUTS</b>		
<b>CODE</b>	<b>PRODUCT NAME</b>	<b>SECTION – PAGE #</b>
WCN	Self Locking Washers (Round)	3-1
WCN	Self Locking Washers (Square)	3-2
WCN AR CAP	Annular Ring Cap	3-3
WCN NE KHS	Key Hole Slotted Washer	3-3
-	Flat Washers & Hex Nuts	3-3
WCN CSW	Capped Speed Washer	3-4
WCN P150	Prong Washer	3-4
LA L100 OR LA RING	Lacing Washer & Ring	3-4
WCN AG CAP	Annular Groove Cap	3-5
-	Cap Setting Tool	3-5
WCN PANUT	Panel Nut	3-5
WCN ITW	Insultwist Washer	3-6
WCN ITC	Insultwist Cup	3-6
WCN DRPLT	Drive Plate	3-7
WCN HEX	Hex Nuts	3-8
WCN HEXJAM	Hex Jam Nuts	3-8
WCN FLAT	Flat Washers	3-9
WCN LODFLT	Large OD Flat Washers	3-9
WCN SPLIT	Split Lock Washer	3-10
WCN INT	Internal Tooth Lock Washer	3-10
WCN EXT	External Tooth Lock Washer	3-10
WCN INTEXT	Internal/External Tooth Lock Washer	3-10

[www.sunbeltstudwelding.com](http://www.sunbeltstudwelding.com)

**Sunbelt Stud Welding, Inc.**  
**6381 Windfern Road**  
**Houston, Texas 77040-4915**



**1-800-462-9353**  
**713-939-8903**  
**fax 713-939-9013**



# TABLE OF CONTENTS

<b>SECTION 4 - INSUL-ANCHORS</b>		
<b>CODE</b>	<b>PRODUCT NAME</b>	<b>SECTION – PAGE #</b>
-	Intro to Self-Stick Insul-Anchors	4-1
-	Application	4-2
-	Guidelines	4-3
IA SS	Self-Stick	4-4
-	Spindle, Prong & Nylon Insul Anchors	4-5
-	Application	4-6
IA SP	Spindle	4-7
IA AB-AR	Annular Ring Anchor-Bolt	4-8
IA AB-NE	Notched End Anchor-Bolt	4-9
IA AB-THD	Threaded Anchor-Bolt	4-10
IA NY	Nylon	4-11
IA PG	Prong	4-12
<b>SECTION 5 - ADHESIVES</b>		
<b>CODE</b>	<b>PRODUCT NAME</b>	<b>SECTION – PAGE #</b>
-	IHA-170 Adhesive for Insul Hangers	5-1
-	Physical Properties & Technical Info.	5-2
<b>SECTION 6 - LACING ANCHORS</b>		
<b>CODE</b>	<b>PRODUCT NAME</b>	<b>SECTION – PAGE #</b>
-	Intro to Series 74 Lacing Anchors	6-1
-	Application	6-2
LA 74	Series 74 Lacing-Anchor	6-3
-	Intro Lacing Hook, Washer, Ring	6-5
-	Application	6-6
LA HOOK 80	Series 80 Lacing Hook	6-7
LA L100	L100 Lacing Washer	6-7
LA RING	Lacing Ring	6-7
<b>SECTION 7 - GENERAL INFORMATION (STUD WELDING)</b>		
<b>CODE</b>	<b>PRODUCT NAME</b>	<b>SECTION – PAGE #</b>
-	What is Stud Welding?	7-1
-	General Specifications	7-2
-	How Can Stud Welding Reduce Cost?	7-3
-	The Arc Stud Welding Process	7-4
-	Arc Stud Welding/General Information	7-5
-	CD/Arc Stud Weld Testing (Physical)	7-6
-	Weights/Packaging Concrete Anchors	7-7
-	Weights/Packaging Shear Connectors	7-8

[www.sunbeltstudwelding.com](http://www.sunbeltstudwelding.com)

**Sunbelt Stud Welding, Inc.**  
 6381 Windfern Road  
 Houston, Texas 77040-4915



**1-800-462-9353**  
**713-939-8903**  
**fax 713-939-9013**



# TABLE OF CONTENTS

<b>SECTION 7 - GENERAL INFORMATION (STUD WELDING) continued...</b>		
<b>CODE</b>	<b>PRODUCT NAME</b>	<b>SECTION – PAGE #</b>
-	Weights/Packaging Def. Bar Anchor	7-9
-	Weights Arc Studs	7-10
-	Arc Engineering Specs & Load Strength	7-11
-	Manufacturing Data	7-12
-	Arc Stud Weld Fillet Accommodation	7-13
-	CD Stud Welding Process	7-14
-	CD Stud/Base Metal Capabilities	7-15
-	Preventing Reverse-Side Marking	7-16
-	CD Stud Load Strengths	7-17
-	Stud Welding Process Selection	7-18
-	CD Studs Weight Charts	7-19
-	Visual Inspection of a CD Stud Weld	7-20
-	STS/I-ROD Material Specifications	7-21
<b>SECTION 8 - CD STUDS</b>		
<b>CODE</b>	<b>PRODUCT NAME</b>	<b>SECTION – PAGE #</b>
-	What is “CD” Stud Welding?	8-1
-	CD Studs (Overview)	8-2
-	CD Studs (Special)	8-3
CD WT	CD Studs: Wire Tie Down	8-4
-	Wire Tie Down Mechanical Properties	8-5
CD F	Flanged	8-6
CD SF	Small Flanged	8-7
CD NF	Non-flanged	8-8
CD F-NT	Flanged No-thread	8-9
CD SF-NT	Small Flanged No-thread	8-10
CD NF-NT	Non-flanged No-thread	8-11
CD DA	Drawn Arc	8-12
CD DA-NT	Drawn Arc No-thread	8-13
CD F-AH	Flanged Acoustical Hanger	8-14
CD F-AR	Flanged Annular Ring Navy	8-15
CD BM-P	Bi-Metallic Pin	8-16
CD BM-AR	Bi-Metallic Annular Ring	8-17
CD BM-NE	Bi-Metallic Notched End	8-18
<b>SECTION 9 - ARC STUDS</b>		
<b>CODE</b>	<b>PRODUCT NAME</b>	<b>SECTION – PAGE #</b>
-	What is Arc Stud Welding?	9-1
-	Standard Arc Weld Studs (Overview)	9-2
ARC ST	Standard Thread	9-3
ARC FT	Full Thread	9-4
ARC FB	Full Base	9-5
ARC LRB	Long Reduced Base	9-6
ARC SRB	Short Reduced Base	9-7

[www.sunbeltstudwelding.com](http://www.sunbeltstudwelding.com)

**Sunbelt Stud Welding, Inc.**  
**6381 Windfern Road**  
**Houston, Texas 77040-4915**



**1-800-462-9353**  
**713-939-8903**  
**fax 713-939-9013**



# TABLE OF CONTENTS

<b>SECTION 9 - ARC STUDS continued...</b>		
<b>CODE</b>	<b>PRODUCT NAME</b>	<b>SECTION – PAGE #</b>
ARC NT	No-Thread	9-8
ARC B-NT	Bent No-Thread	9-9
ARC TAP FB	Tapped Full Base	9-10
ARC TAP RB	Tapped Reduced Base	9-11
ARC SH-T	Shoulder Threaded	9-12
ARC SH-AG	Shoulder Annular Groove	9-13
ARC SH-NT	Shoulder No-Thread	9-14
ARC COL	Collar	9-15
ARC B-COL	Bent Collar	9-16
ARC AR	Annular Ring Navy	9-17
ARC NE	Notched End Navy	9-18
ARC R-PL	Rectangular Plain	9-19
ARC R-WH	Rectangular With Hole	9-20
ARC R-TS	Rectangular T-Slot	9-21
ARC-DCA	Deformed Concrete Anchor	9-22
ARC-HCA	Headed Concrete Anchor	9-23
ARC-SC	Shear Connector	9-24
ARC-EB	Eyebolt	9-25
ARC-JB	“J” Bolt	9-26
<b>SECTION 10 - ALUMINUM ARC STUDS</b>		
<b>CODE</b>	<b>PRODUCT NAME</b>	<b>SECTION – PAGE #</b>
-	Aluminum Standard Studs	10-1
-	Aluminum Collar Studs	10-2
-	Aluminum FB Welding Pins	10-3
-	Aluminum SB Studs	10-4
-	Aluminum SB Welding Pins	10-5
-	Aluminum FB Studs	10-6
<b>SECTION 11 - REFRACTORY STUDS</b>		
<b>CODE</b>	<b>PRODUCT NAME</b>	<b>SECTION – PAGE #</b>
-	Refractory Studs (Overview)	11-1
-	General Specifications	11-2
-	Application Guide	11-3
-	Refractory Anchor Placement	11-4
-	Anchor Patterns	11-5
RA R-2T	Rectangular Two-Tine	11-6
RA R-31	Rectangular Three-Tine	11-7
RA RC	Rectangular Corrugated	11-8

[www.sunbeltstudwelding.com](http://www.sunbeltstudwelding.com)

**Sunbelt Stud Welding, Inc.**  
**6381 Windfern Road**  
**Houston, Texas 77040-4915**



**1-800-462-9353**  
**713-939-8903**  
**fax 713-939-9013**





# TABLE OF CONTENTS

SECTION 11 - REFRACTORY STUDS continued...		
CODE	PRODUCT NAME	SECTION & PAGE #
IT	Insultwist	11-9
RA BH	Bull Horn	11-10
RA Y	øYø Anchor	11-11
RA SP	Split Pin	11-12
RA T-PLT	øTø Plate	11-13
RA KNRL	Knurled	11-14
SECTION 12 - REFRACTORY STUDS (HAND WELDABLE)		
CODE	PRODUCT NAME	SECTION & PAGE #
-	General Specifications	12-1
RA EJ-261	EJ-261	12-2
RA EJ-265	EJ-265	12-3
RA EJ-268	EJ-268	12-4
RA EJ-269	EJ-269	12-5
RA EJ-270	EJ-270	12-6
RA EJ-271	EJ-271	12-7
RA EJ-272	EJ-272	12-8
RA EJ-273	EJ-273	12-9
RA EJ-276	EJ-276	12-10
RA EJ-353	EJ-353	12-11
RA EJ-611	EJ-611	12-12
RA EJ-612	EJ-612	12-13
RA EJ-613	EJ-613	12-14
RA EJ-614	EJ-614	12-15
RA EJ-615	EJ-615	12-16
RA EJ-730	EJ-730	12-17
RA EJ-731	EJ-731	12-18
RA EJ-732	EJ-732	12-19
RA EJ-733	EJ-733	12-20
RA EJ-734	EJ-734	12-21
RA EJ-735	EJ-735	12-22
RA EJ-737	EJ-737	12-23
RA EJ-738	EJ-738	12-24
RA EJ-739	EJ-739	12-25
RA EJ-740	EJ-740	12-26
RA EJ-741	EJ-741	12-27
RA EJ-742	EJ-742	12-28
RA EJ-743	EJ-743	12-29
RA EJ-744	EJ-744	12-30
RA EJ-745	EJ-745	12-31
RA EJ-746	EJ-746	12-32
RA EJ-750	EJ-750	12-33

[www.sunbeltstudwelding.com](http://www.sunbeltstudwelding.com)

**Sunbelt Stud Welding, Inc.**  
**6381 Windfern Road**  
**Houston, Texas 77040-4915**



**1-800-462-9353**  
**713-939-8903**  
**fax 713-939-9013**



# TABLE OF CONTENTS

<b>SECTION 12 - REFRACTORY STUDS (HAND WELDABLE) continued...</b>		
<b>CODE</b>	<b>PRODUCT NAME</b>	<b>SECTION – PAGE #</b>
RA EJ-751	EJ-751	12-34
RA EJ-752	EJ-752	12-35
RA EJ-801	EJ-801	12-36
RA EJ-802	EJ-802	12-37
RA EJ-803	EJ-803	12-38
RA EJ-804	EJ-804	12-39
<b>SECTION 13 - CD PORTABLE WELDERS</b>		
<b>CODE</b>	<b>PRODUCT NAME</b>	<b>SECTION – PAGE #</b>
-	Intro. to CD Stud Welding Systems	13-1
-	CD Welding System Selection Guide	13-2
CD-440	CD-440 Stud Welding System	13-3
CD-660	CD-660 Stud Welding System	13-4
CD-880	CD-880 Stud Welding System	13-5
CD-1320	CD-1320 Stud Welding System	13-6
CD-212	CD 212 Stud Welding System	13-7
CD-212P	CD 212P Stud Welding System	13-8
CD-312	CD 312 Stud Welding System	13-9
CD-512	CD 512 Stud Welding System	13-10
-	CD Table Top System	13-11
CD-1000	CD 1000 Stud Welding System	13-12
CD-1501	CD 1501 Stud Welding System	13-13
CD-2301	CD 2301 Stud Welding System	13-14
CD-3101	CD 3101 Stud Welding System	13-15
CD BATTERY UNIT	PEGASAR 500 accu battery unit	13-16
-	Production Welders	13-18 & 13-19
-	Rental Equipment	13-20
<b>SECTION 14 - ARC PORTABLE WELDERS</b>		
<b>CODE</b>	<b>PRODUCT NAME</b>	<b>SECTION – PAGE #</b>
-	Intro. to Arc Stud Welding Systems	14-1
-	Arc Welding System Selection Guide	14-2
ARC-400	ARC-400 Stud Welding System	14-3
ARC-700	ARC-700 Stud Welding System	14-4
ARC-900	ARC-900 Stud Welding System	14-5
ARC S-1600	ARC-S1600 Stud Welding System	14-6
ARC S-2200	ARC-S2200 Stud Welding System	14-7
ARC S-2800	ARC-S2800 Stud Welding System	14-8
ARC-656	ARC 656 Stud Welding System	14-9
ARC-800	ARC 800 Stud Welding System	14-10
ARC-1200	ARC 1200 Stud Welding System	14-11
ARC-1850	ARC 1850 Stud Welding System	14-12
ARC-3000	ARC 3000 Stud Welding System	14-13
ARC-500/ARC-800	ARC 500/800 Stud Welding System	14-14 & 14-15
ARC IT-1002	ARC IT 1002	14-16 & 14-17
ARC-1550	ARC 1550 Stud Welding System	14-18 & 14-19
ARC IT-2002	ARC IT 2002	14-20 & 14-21
ARC IT-3002	ARC IT 3002	14-22 & 14-23
-	Rental Equipment	14-24

[www.sunbeltstudwelding.com](http://www.sunbeltstudwelding.com)



**Sunbelt Stud Welding, Inc.**  
**6381 Windfern Road**  
**Houston, Texas 77040-4915**

**1-800-462-9353**  
**713-939-8903**  
**fax 713-939-9013**



# TABLE OF CONTENTS

SECTION 15 - MARINE PRODUCTS		
CODE	PRODUCT NAME	SECTION – PAGE #
-	Sunbelt Multi-Option Hanger (SMO)	15-1
-	Sunbelt Multi-Option Hanger (Overview)	15-2
-	Sunbelt Multi-Option Hanger	15-3
-	SMO-TS & STS-MOD Applications	15-4
-	STS Tray Applications with SMO-TS Support	15-5
-	STS Assembly Lengths	15-6
-	I-Rod Standard	15-7
-	Slotted Cable Hanger Application	15-8
-	Cable Hangers: Tapped-Slotted	15-9
-	Cable Hangers: Tapped/Crimp Type	15-10
-	Cable Hangers: Tapped-Plate Type	15-11
-	Cable Hangers: Tapped/Tubular Type	15-12
-	Cable Hangers: Banding-Type	15-13
-	Coaxial Cable Saddles	15-14
-	Inverted “T” & Trapeze Hanger with Over & Under Crossbars	15-15
-	Inverted “T” & Trapeze Hanger (Typical Shipboard Installation)	15-16
-	Inverted “T” & Trapeze Hanger (Methods of Supporting Cables)	15-17
-	Pipe Hanger: “Key-Lock” Type	15-18
-	Pipe Hanger: “Type III” Shipboard	15-19
-	Pipe Hanger: Clip/Welded/Extended	15-20
-	“Snaplock” Cable Clamp	15-21
-	Standard Snaplock	15-22
-	Stack Studs	15-23
SECTION 16 - WELDING ACCESSORIES		
CODE	PRODUCT NAME	SECTION – PAGE #
-	Chucks Standard Adjustable	16-1
-	Chucks Long Adjustable	16-2
-	Chucks Extra Long Adjustable	16-3
-	Chucks Rectangular	16-4
-	Chucks Headed Anchor	16-5 & 16-6
-	Chucks Y-Anchor	16-7
-	Chucks Bent Stud	16-8
-	Chucks Male	16-9
-	Feet Closed	16-10 & 16-11
-	Feet Split	16-12 & 16-13
-	Special Feet & Ferrule Plates	16-14 & 16-15
-	Grips Closed	16-16
-	Grips Split	16-17
-	Grips Long Split	16-18
-	WTD Foot Assembly	16-19
-	WTD Ferr. Holder & HD Ferr. Grip	16-20
-	Ferrule Tubing & Bushing	16-21


ARC ACCESSORIES

[www.sunbeltstudwelding.com](http://www.sunbeltstudwelding.com)

**Sunbelt Stud Welding, Inc.**  
**6381 Windfern Road**  
**Houston, Texas 77040-4915**



**1-800-462-9353**  
**713-939-8903**  
**fax 713-939-9013**



# TABLE OF CONTENTS

SECTION 16 - WELDING ACCESSORIES		
CODE	PRODUCT NAME	SECTION ó PAGE #
-	CD Collets Standard øBö	16-22
-	CD øBö Stops	16-23
-	CD HBS/Nelson øBö Collets	16-24
-	CD øBö Collet Protector	16-25
-	CD Collet Inserts	16-26 & 16-27
-	CD Magnetic Chuck	16-28
-	CD Footpieces	16-29
-	CD Spark Shields	16-30
-	CD Collet Extenders	16-31
-	Legs	16-32
-	Adaptors	16-33 & 16-34
-	Camlok Connectors	16-35
-	Hubbel and R&S Connectors	16-36
-	Lugs	16-37
-	Tools	16-38

CD & MISC. ACCESS

[www.sunbeltstudwelding.com](http://www.sunbeltstudwelding.com)

**Sunbelt Stud Welding, Inc.**  
 6381 Windfern Road  
 Houston, Texas 77040-4915



**1-800-462-9353**  
**713-939-8903**  
 fax **713-939-9013**