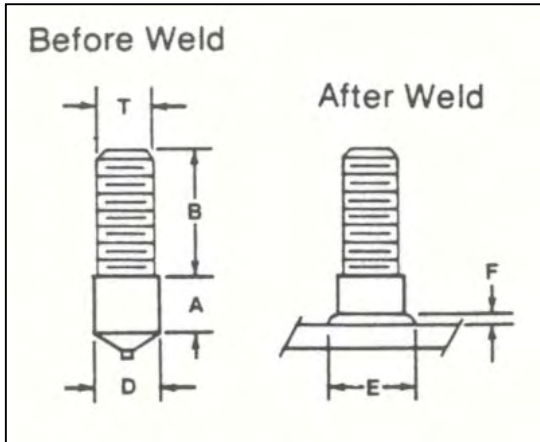




ALUMINUM STANDARD STUDS



SUNBELT aluminum standard studs are partially threaded with a weld base diameter greater than the thread diameter.

Typical Use: Most applications requiring full strength in weld base area.

Length Specifications: Lengths available as specified to a maximum of 2-13/16" nominal, 3" BW. Establish overall length by the combination of dimensions A and B.

Material: Aluminum alloy 5000 Series.

Ferrules: All orders include ferrules, which are supplied with the studs and are not sold individually.

To Order: Specify stud type, quantity, D, A(BW), B, material.

SPECIFICATIONS						
THREAD SIZE T	WELD BASE DIA. (NOM.) D	UNTHREADED LENGTH		MAX THREADED LENGTH B	APPROXIMATE WELD BEAD DIMENSIONS	
		BEFORE WELD A(BW)	AFTER WELD (NOM.) A(AW)		DIA. E	HGT. F
10-32	1/4	5/16	1/8	2-1/2	13/32	1/8
1/4-20	5/16	3/8	3/16	2-1/2	15/32	5/32
5/16-18	3/8	13/32	7/32	2-1/2	5/8	3/16
3/8-16	7/16	15/32	9/32	2-1/2	21/32	7/32
7/16-14	1/2	1/2	5/16	2-1/2	3/4	1/4

www.sunbeltstudwelding.com

Sunbelt Stud Welding, Inc.
6381 Windfern Road
Houston, Texas 77040-4915

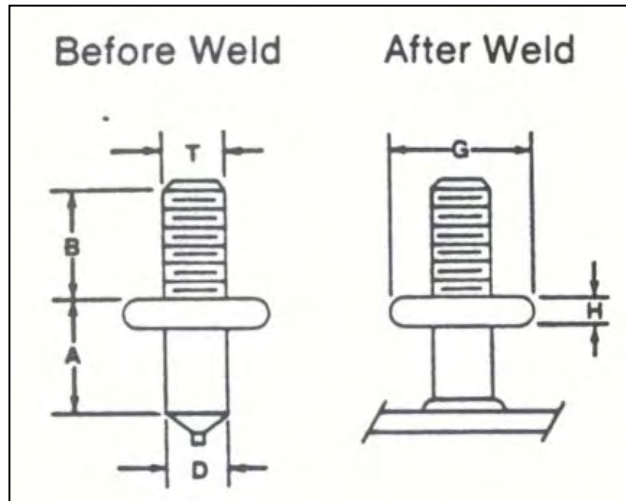


10-1

1-800-462-9353
713-939-8903
fax 713-939-9013



ALUMINUM COLLAR STUDS



SUNBELT aluminum collar studs are partially threaded studs with a collar separating the weld base and thread. They are available in thread diameters from 1/4” through 1/2”.

Typical Use: As a spacer between parent metal and part secured on extension. Minimum weld base diameter facilitates welding to lighter gauge parent metal.

Length Specifications: Lengths are limited by minimums established by length before weld (BW), of A dimension, and thread length B.

Material: Aluminum alloy 5000 Series.

Ferrules: All orders include ferrules, which are supplied with the studs and are not sold individually.

To Order: Specify CS studs, quantity, **D, T, A(BW), B,** material.

SPECIFICATIONS						
THREAD SIZE	WELD BASE DIAMETER (NOM.)	MINIMUM LENGTH		MAXIMUM THREADED LENGTH	COLLAR DIAMETER	COLLAR THICKNESS
		BEFORE WELD	AFTER WELD (NOM.)			
T	D	A(BW)	A(AW)	B	G	H
1/4-20	.215	11/16	1/2	1-1/4	1/2	3/32
5/16-18	.275	3/4	9/16	1-1/4	5/8	1/8
3/8-16	.330	3/4	9/16	1-1/4	5/8	1/8
1/2-13	.447	13/16	5/8	1-1/4	3/4	1/8

www.sunbeltstudwelding.com

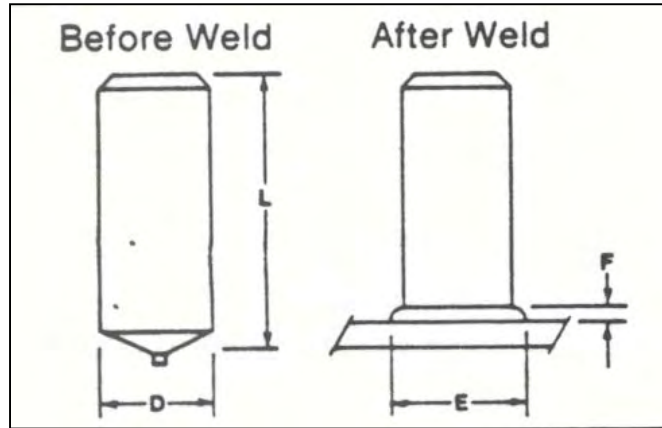
Sunbelt Stud Welding, Inc.
 6381 Windfern Road
 Houston, Texas 77040-4915



1-800-462-9353
713-939-8903
fax 713-939-9013



ALUMINUM FB WELDING PINS



SUNBELT aluminum FB (Full Base) welding pins are unthreaded fasteners. They are available in diameters from 1/4" through 1/2".

Typical Use: Heat transfer pins.

Length Specifications: Lengths available from minimums shown in specifications.

Material: Aluminum alloy 5000 Series.

Ferrules: All orders include ferrules, which are supplied with the studs are not sold individually.

To Order: Specify **FB**, quantity, **D**, **L(BW)**, material.

SPECIFICATIONS				
WELD BASE DIAMETER (NOM.) D	MINIMUM LENGTH		APPROXIMATE WELD BEAD DIMENSIONS	
	BEFORE WELD L(BW)	AFTER WELD (NOM.) L(AW)	DIAMETER E	HEIGHT F
1/4	11/16	1/2	13/32	1/8
5/16	11/16	1/2	15/32	5/32
3/8	13/16	5/8	5/8	3/16
7/16	7/8	11/16	21/32	7/32
1/2	7/8	11/16	3/4	1/4

www.sunbeltstudwelding.com

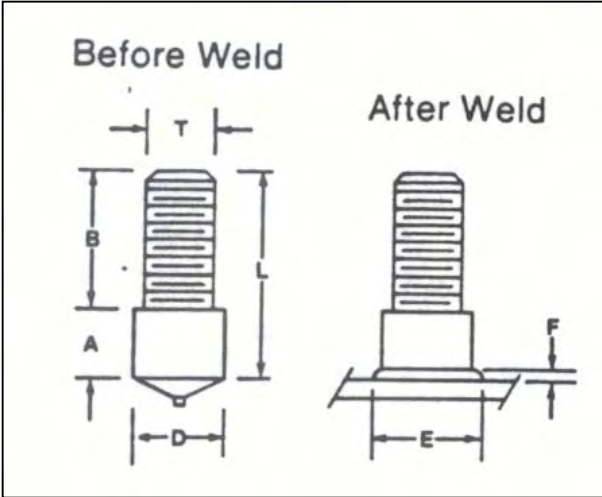
Sunbelt Stud Welding, Inc.
6381 Windfern Road
Houston, Texas 77040-4915



1-800-462-9353
713-939-8903
fax 713-939-9013



ALUMINUM SB STUDS



SUNBELT aluminum SB (shoulder Base) welding studs are partially threaded studs with a base diameter greater than the thread diameters. Available with weld-base diameters from 5/16” through 1/2”; thread diameters as specified.

Typical Use: To provide a spacer between the parent metal and the fastened part.

Length Specifications: Overall length limits are established by the combination of A and B.

Material: Aluminum alloy 5000 Series.

Ferrules: All orders include ferrules, which are supplied with the studs and are not sold individually.

To Order: Specify **SB** studs, quantity, **D, T, A(BW), B**, material.

SPECIFICATIONS								
THREAD SIZE	WELD BASE DIA. (NOM)	UNTHREADED LENGTH		MAX THREAD LENGTH	MAXIMUM OVERALL LENGTH		APPROXIMATE WELD BEAD DIMENSIONS	
		B-4 WELD	AFTER WELD (NOM)		BW	AW	DIA.	HGT.
T	D	A(BW)	A(AW)	B	L(AW)	L(AW)	E	F
10-32	5/16	7/16	1/4	7/16	7/8	11/16	15/32	5/32
1/4-20	3/8	15/32	9/32	5/8	1-3/32	29/32	5/8	3/16
5/16-18	7/16	15/32	9/32	3/4	1-7/32	1-1/32	21/32	7/32
3/8-16	1/2	1/2	5/16	1	1-1/2	1-5/16	3/4	1/4

www.sunbeltstudwelding.com

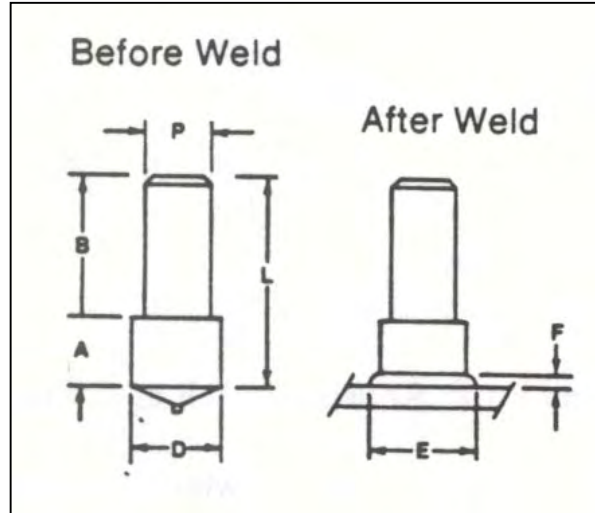
Sunbelt Stud Welding, Inc.
 6381 Windfern Road
 Houston, Texas 77040-4915



1-800-462-9353
713-939-8903
fax 713-939-9013



ALUMINUM SB WELDING PINS



SUNBELT aluminum SB (Shoulder Base) welding pins are plain, unthreaded fasteners with a weld base diameter greater than the extension diameter. Available with weld base diameters from 1/4" through 1/2"; extension diameters, 1/8" through 3/8".

Typical Use: As standoff and pivot between parent metal and rotating arm or wheel.

Length Specifications: Overall length limits are established by the combination of A and B.

Material: Aluminum alloy 5000 Series.

Ferrules: All orders include ferrules, which are supplied with the studs and are not sold individually.

To Order: Specify SB pins, quantity, D, P, A(BW), B, material.

SPECIFICATIONS								
PIN DIA.	WELD BASE DIA. (NOM.)	WELD BASE LENGTH		MAX PIN LENGTH	MAXIMUM OVERALL LENGTH		APPROXIMATE WELD BEAD DIMENSIONS	
		B-4 WELD	AFTER WELD		B/W	A/W	DIA.	HGT.
P	D	A(BW)	A(AW)	B	L(BW)	L(AW)	E	F
1/8	1/4	5/16	1/8	5/16	5/8	7/16	13/32	1/8
3/16	5/16	3/8	3/16	15/32	27/32	21/32	15/32	5/32
1/4	3/8	13/32	7/32	5/8	1-1/32	25/32	5/8	3/16
5/16	7/16	15/32	9/32	25/32	1-1/4	1-1/16	21/32	7/32
3/8	1/2	1/2	5/16	1	1-1/2	1-5/16	3/4	1/4

www.sunbeltstudwelding.com

Sunbelt Stud Welding, Inc.
6381 Windfern Road
Houston, Texas 77040-4915

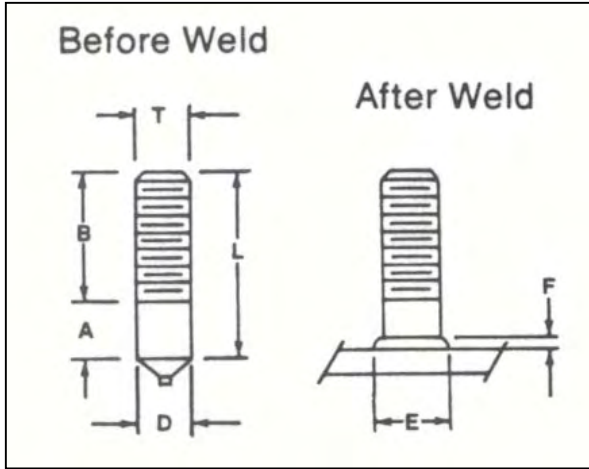


10-5

1-800-462-9353
713-939-8903
fax 713-939-9013



ALUMINUM FB STUDS



SUNBELT FB aluminum studs, available in diameters from 1/4" to 1/2", have equal weld base and thread diameters.

Typical Use: When minimum fillet dimensions are required at the weld base.

Length Specifications: Available in minimum weld base heights specified, with a maximum of 1-1/4" thread length.

Material: Aluminum alloy 5000 Series; others on request.

Ferrules: All orders include ferrules, which are supplied with the studs and are not sold individually.

To Order: Specify FB studs, quantity, D, L(BW), B, material.

SPECIFICATIONS								
THREAD SIZE	WELD BASE DIA. (NOM)	MINIMUM WELD BASE HEIGHT		MAX THREAD LENGTH	MINIMUM OVERALL LENGTH		APPROXIMATE WELD BEAD DIMENSIONS	
		B-4 WELD	AFTER WELD (NOM)		B-4 WELD	AFTER WELD	DIA.	HGT.
T	D	A(BW)	A(AW)	B	L(BW)	L(AW)	E	F
1/4-20	1/4	5/16	1/8	1-1/4	13/16	5/8	13/32	1/8
5/16-18	5/16	3/8	3/16	1-1/4	1	13/16	15/32	5/32
3/8-16	3/8	13/32	7/32	1-1/4	1-5/32	31/32	5/8	3/16
7/16-14	7/16	15/32	9/32	1-1/4	1-11/32	1-5/32	21/32	7/32
1/2-13	1/2	3/8	3/16	1-1/4	1-1/2	1-5/16	3/4	1/4

www.sunbeltstudwelding.com

Sunbelt Stud Welding, Inc.
6381 Windfern Road
Houston, Texas 77040-4915



10-6

1-800-462-9353
713-939-8903
fax 713-939-9013